

SPECIFICATIONS:

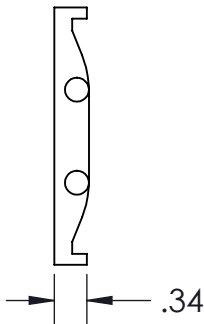
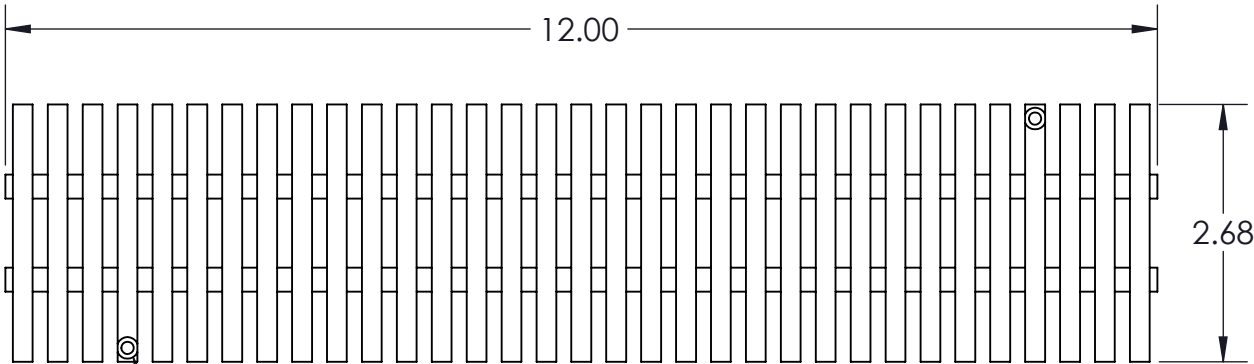
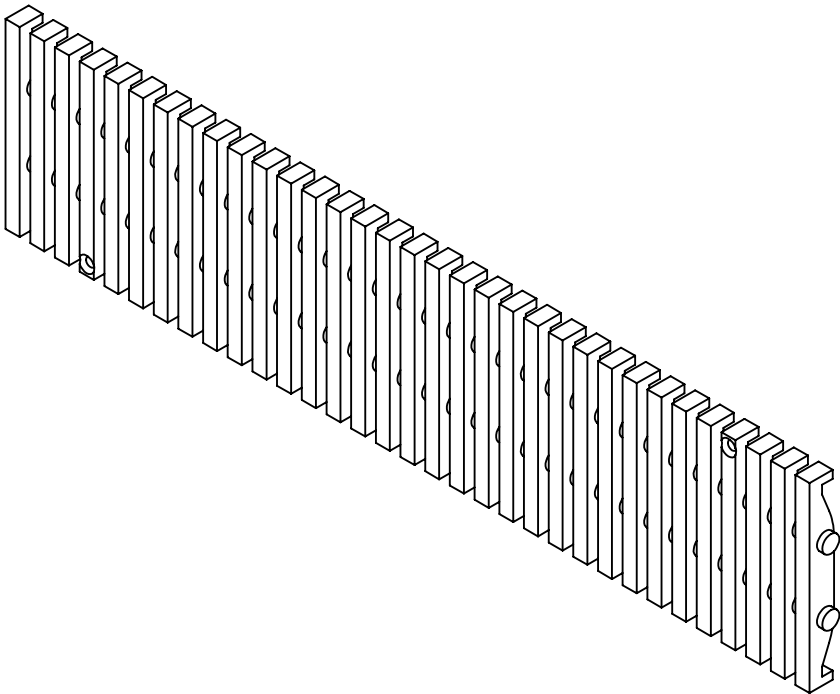
MATERIAL: BA-PED-0312-MM BRONZE  
BA-PED-0312-B-MM BRONZE

FINISH: BA-PED-0312-MM NATURAL  
BA-PED-0312-B-MM BRUSHED (DIRECTION OF TEXTURE: GRATE WIDTH 2.68)

LOAD RATING: DIN 19580 / EN 1433, CLASS A - RESIDENTIAL AREAS USED BY PEDESTRAINS AND CYCLISTS.

DESIGN LOAD UP TO OR EXCEEDING 3372 LBF [15 kN]

DISCLAIMER - The customer and the customer’s architects, engineers, consultants, and other professionals are completely responsible for the selection installation and maintenance of any product purchased from Trench Drain Systems and/or its manufacturers. TRENCH DRAIN SYSTEMS MAKES NO WARRANTY, EXPRESS OR IMPLIED, AS TO THE SUITABILITY, DESIGN, MERCHANTABILITY, OR FITNESS OF THE PRODUCT FOR CUSTOMERS APPLICATION. The drawing and information provided remain the property and copyright of the manufacturer listed. The manufacturer reserves the right to modify specification without notice.



(2) COUNTER-SUNK HOLES  
DESIGNED FOR #4 HARDWARE

**PROPRIETARY AND CONFIDENTIAL**  
THE INFORMATION CONTAINED IN THIS  
DRAWING IS THE SOLE PROPERTY OF  
TRENCH DRAIN SYSTEMS. ANY  
REPRODUCTION IN PART OR AS A WHOLE  
WITHOUT THE WRITTEN PERMISSION OF  
TRENCH DRAIN SYSTEMS IS PROHIBITED.

		UNLESS OTHERWISE SPECIFIED:
		DIMENSIONS ARE IN INCHES
		TOLERANCES:
		ANGULAR: MACH ± BEND ±
		ONE PLACE DECIMAL ±
		TWO PLACE DECIMAL ±
		THREE PLACE DECIMAL ±
		PART NO.
		MATERIAL
		FINISH
NEXT ASSY	USED ON	
APPLICATION		DO NOT SCALE DRAWING



TRENCH DRAIN SYSTEMS  
PO BOX 377  
FREMONT, OH 43420  
610-638-1221

DRAWN: CJP		DATE: 11.8.19
CHECKED: -		
DESCRIPTION:		
SPECIFICATION SHEET		
GRATE PEDREDA 2.75 X 12.00		
MAX-MINI		
SIZE	DWG. NO.	REV
<b>B</b>	BA-PED-0312-MM	-
SCALE: 1:4	WEIGHT:	SHEET 1 OF 1