

4

3

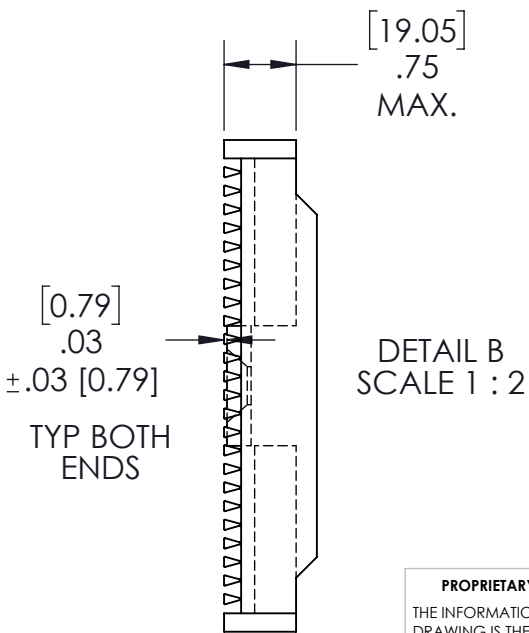
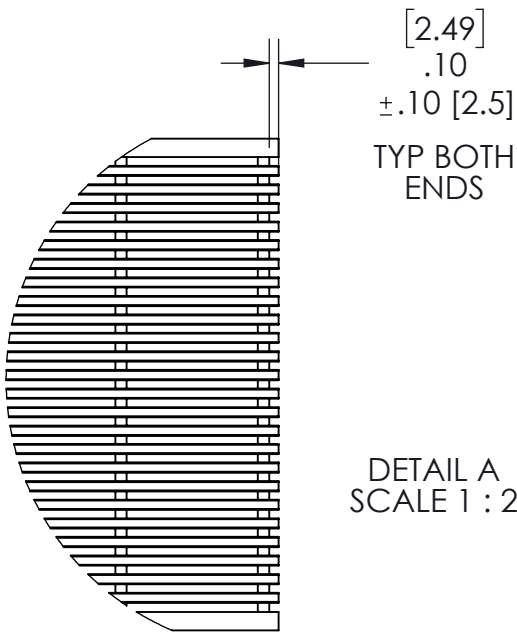
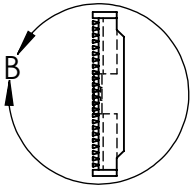
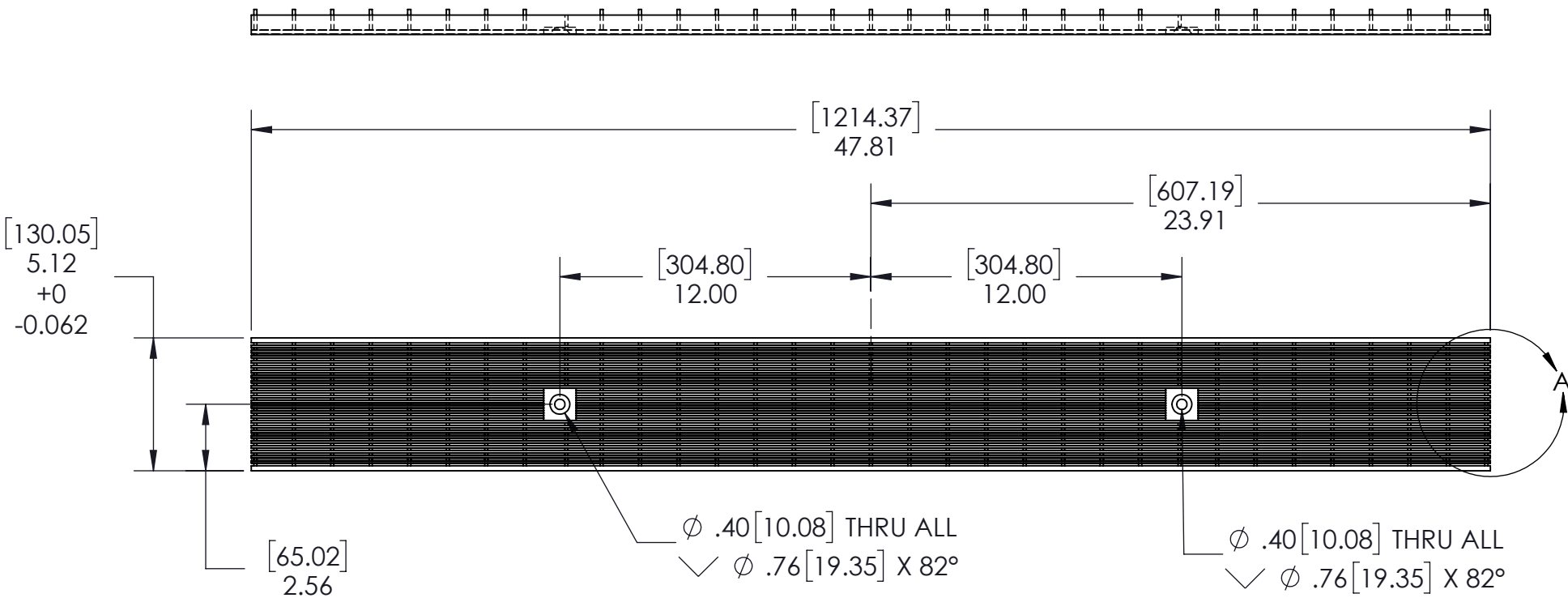
2

1

SPECIFICATION:

- PROFILE WEDGE WIRE: 5X5mm WITH 4.92mm GAP
- SUPPORT AND SIDE BARS: SIZE AND SPACING PER MANUFACTURER
- MATERIAL: SS3316L
- LOAD CLASS: D400

REVISIONS			
REV.	DESCRIPTION	DATE	APPROVED
A	ECN 19-001; RELEASE FOR PRODUCTION	7/7/2019	CJP
B	REPOSITIONED LOCKING DEVICE TAB AND AJUSTED SPECIFICATIONS TO MATCH SUPPLIER REQUIREMENTS	7/11/2019	CJP



PROPRIETARY AND CONFIDENTIAL
THE INFORMATION CONTAINED IN THIS DRAWING IS THE SOLE PROPERTY OF TRENCH DRAIN SYSTEMS. ANY REPRODUCTION IN PART OR AS A WHOLE WITHOUT THE WRITTEN PERMISSION OF TRENCH DRAIN SYSTEMS IS PROHIBITED.

		UNLESS OTHERWISE SPECIFIED:
		DIMENSIONS ARE IN INCHES TOLERANCES: ANGULAR: MACH ± BEND ± ONE PLACE DECIMAL ± TWO PLACE DECIMAL ± THREE PLACE DECIMAL ±
	POLYCAST	PART NO.
	SS500	MATERIAL
	SS600	FINISH
NEXT ASSY	USED ON	
APPLICATION		DO NOT SCALE DRAWING



TRENCH DRAIN SYSTEMS
PO BOX 377
FREMONT, OH 43420
610-638-1221

DRAWN: CJP		DATE: 4.26.19
CHECKED: NA		
DESCRIPTION: GRATE WEDGE WIRE 316SS CLASS D 5.25 X 48.00 WITH LOCKING DEVICE		
SIZE B	DWG. NO. DG0655R	REV B
SCALE: 1:8	WEIGHT:	SHEET 1 OF 1