

4

3

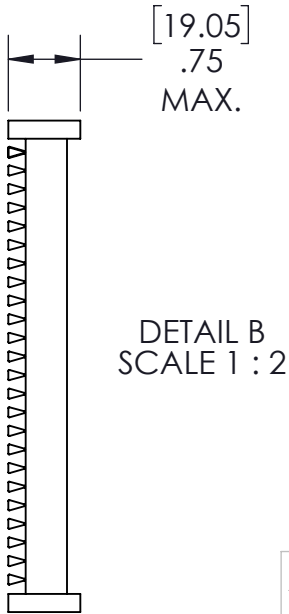
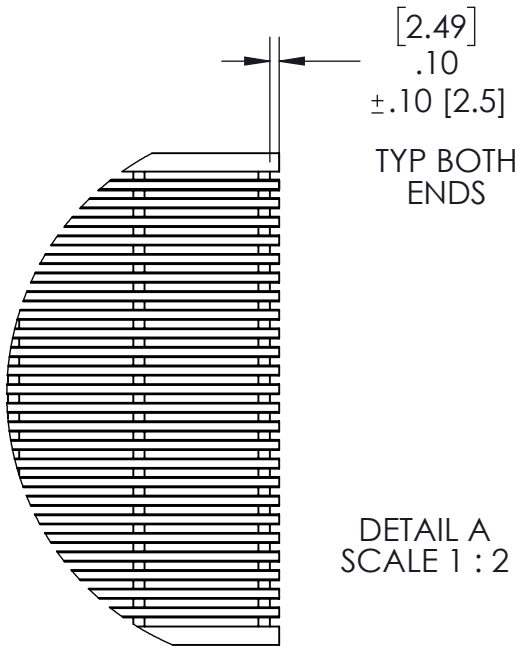
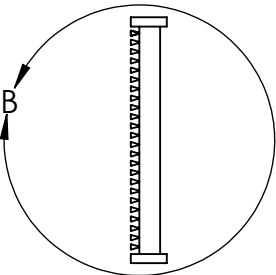
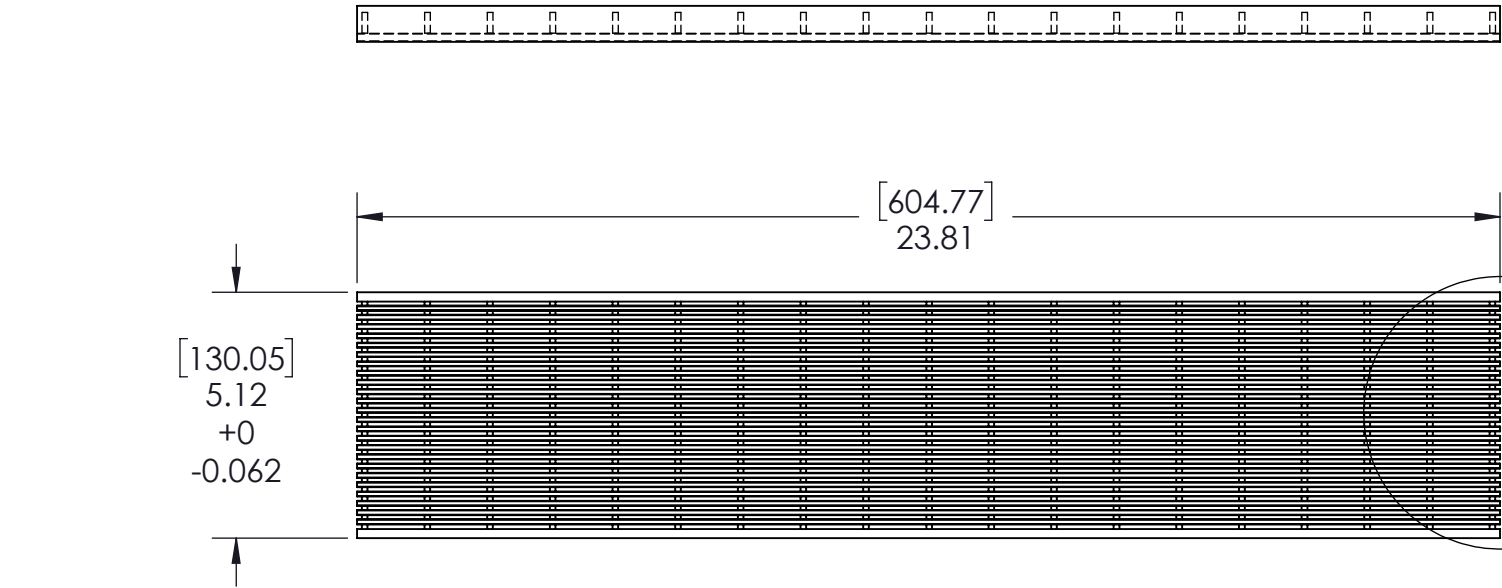
2

1

SPECIFICATION:

- PROFILE WEDGE WIRE: 5X5mm WITH 4.92mm GAP
- SUPPORT AND SIDE BARS: SIZE AND SPACING PER MANUFACTURER
- MATERIAL: SS3316L
- LOAD CLASS: B125

REVISIONS			
REV.	DESCRIPTION	DATE	APPROVED
A	ECN 19-001; RELEASE FOR PRODUCTION	7/7/2019	CJP
B	ADJUSTED SPECIFICATIONS TO MATCH SUPPLIER REQUIREMENTS	7/11/2019	CJP



PROPRIETARY AND CONFIDENTIAL
THE INFORMATION CONTAINED IN THIS DRAWING IS THE SOLE PROPERTY OF TRENCH DRAIN SYSTEMS. ANY REPRODUCTION IN PART OR AS A WHOLE WITHOUT THE WRITTEN PERMISSION OF TRENCH DRAIN SYSTEMS IS PROHIBITED.

		UNLESS OTHERWISE SPECIFIED:
		DIMENSIONS ARE IN INCHES
		TOLERANCES:
		ANGULAR: MACH ± BEND ±
		ONE PLACE DECIMAL ±
		TWO PLACE DECIMAL ±
		THREE PLACE DECIMAL ±
	SS500	PART NO.
	SS600	MATERIAL
	POLYCAST	FINISH
NEXT ASSY	USED ON	
APPLICATION		DO NOT SCALE DRAWING



TRENCH DRAIN SYSTEMS
PO BOX 377
FREMONT, OH 43420
610-638-1221

DRAWN: CJP		DATE: 4.26.19	
CHECKED: NA			
DESCRIPTION:			
GRATE WEDGE WIRE 316SS CLASS B 5.25 X 24.00 WITHOUT LOCKING DEVICE			
SIZE	DWG. NO.		REV
B	DG0655H-SPA		B
SCALE: 1:8		WEIGHT:	SHEET 1 OF 1

4

3

2

1