

4

3

2

1

SPECIFICATIONS:

MATERIAL: ASTM A536 100-70-32 DUCTILE IRON

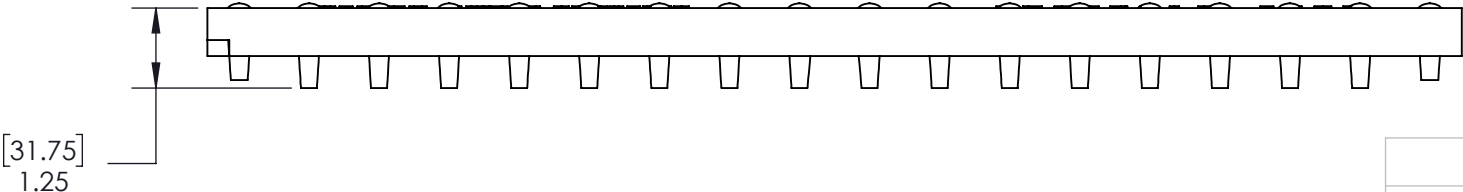
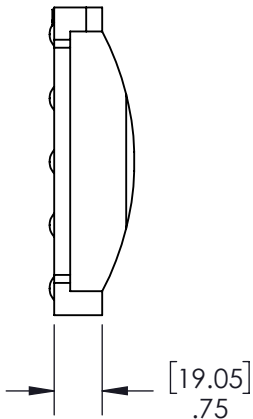
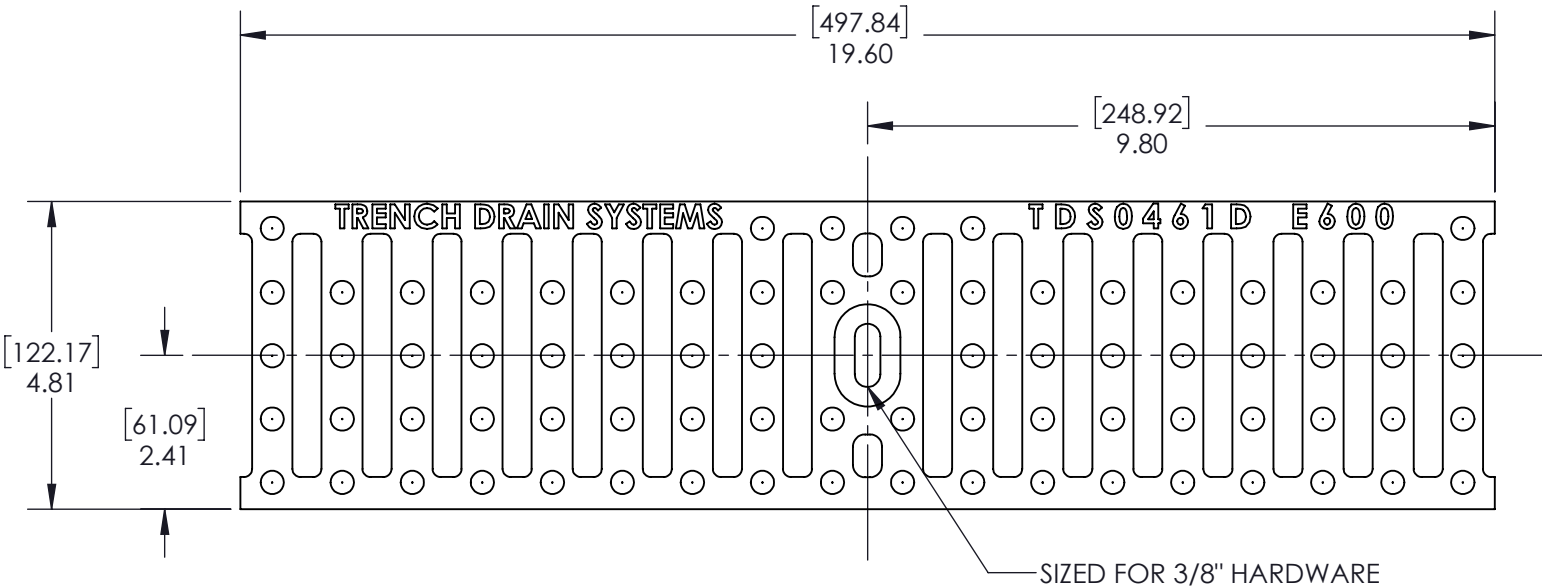
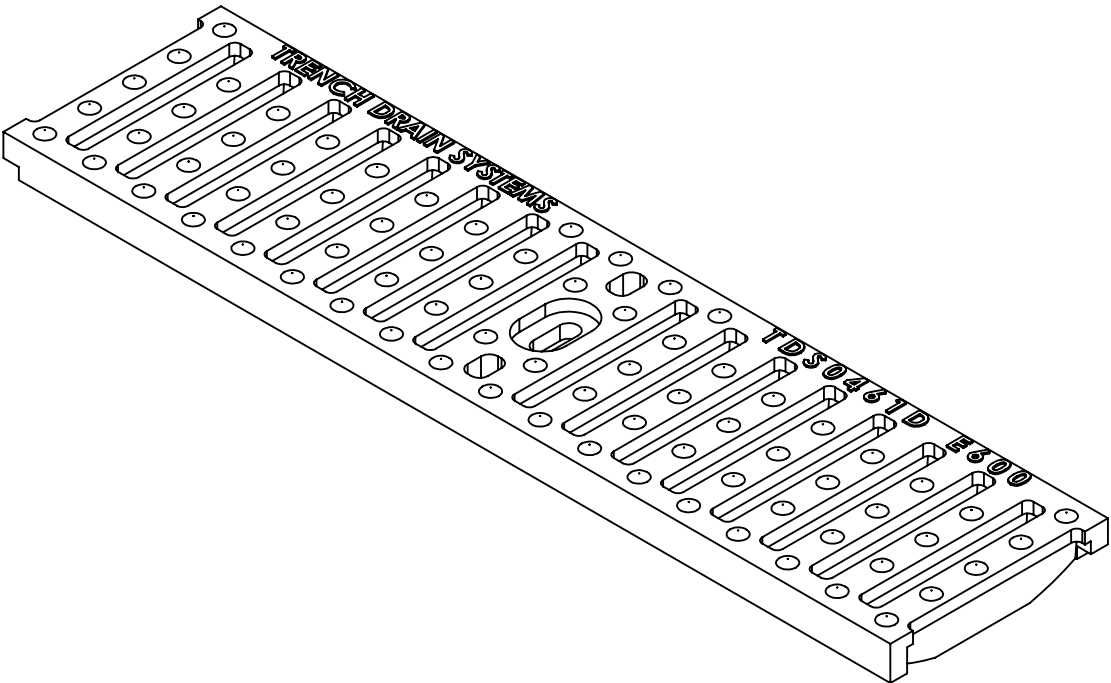
FINISH: HIGH BUILD EPOXY COAL TAR

OPEN AREA: 30 SQ IN (32% OPEN AREA OF TOTAL GRATE)

RATED FOR LOAD CLASS E; DESIGNED FOR COMMERICAL SOLID TIRE TRAFFIC PATTERNS AND IMPACTS FROM STEEL STRUTS OR METAL WHEELS.


DESIGN LOAD RATING: 134,800 LBS PER FT. (600kn)

DISCLAIMER - The customer and the customer’s architects, engineers, consultants, and other professionals are completely responsible for the selection installation and maintenance of any product purchased from Trench Drain Systems and/or its manufacturers. TRENCH DRAIN SYSTEMS MAKES NO WARRANTY, EXPRESS OR IMPLIED, AS TO THE SUITABILITY, DESIGN, MERCHANTABILITY, OR FITNESS OF THE PRODUCT FOR CUSTOMERS APPLICATION. The drawing and information provided remain the property and copyright of the manufacturer listed. The manufacturer reserves the right to modify specification without notice.



PROPRIETARY AND CONFIDENTIAL
THE INFORMATION CONTAINED IN THIS DRAWING IS THE SOLE PROPERTY OF TRENCH DRAIN SYSTEMS. ANY REPRODUCTION IN PART OR AS A WHOLE WITHOUT THE WRITTEN PERMISSION OF TRENCH DRAIN SYSTEMS IS PROHIBITED.

		UNLESS OTHERWISE SPECIFIED:
		DIMENSIONS ARE IN INCHES
		TOLERANCES:
		ANGULAR: MACH± BEND ±
		ONE PLACE DECIMAL ±
		TWO PLACE DECIMAL ±
		THREE PLACE DECIMAL ±
		PART NO. TDS-0461D
		MATERIAL
		FINISH SEE NOTES
NEXT ASSY	USED ON	
APPLICATION		DO NOT SCALE DRAWING



TRENCH DRAIN SYSTEMS
PO BOX 377
FREMONT, OH 43420
610-638-1221

DRAWN: CJP		DATE: 4.26.19
CHECKED: -		
DESCRIPTION:		
SPECIFICATION SHEET GRATE DUCTILE IRON 122MM X 0.5M PATTERN SLOTTED - CLASS E600		
SIZE	DWG. NO.	REV
B	461	B
SCALE: 1:4	WEIGHT: 11#	SHEET 1 OF 1

4

3

2

1

B

B

A

A